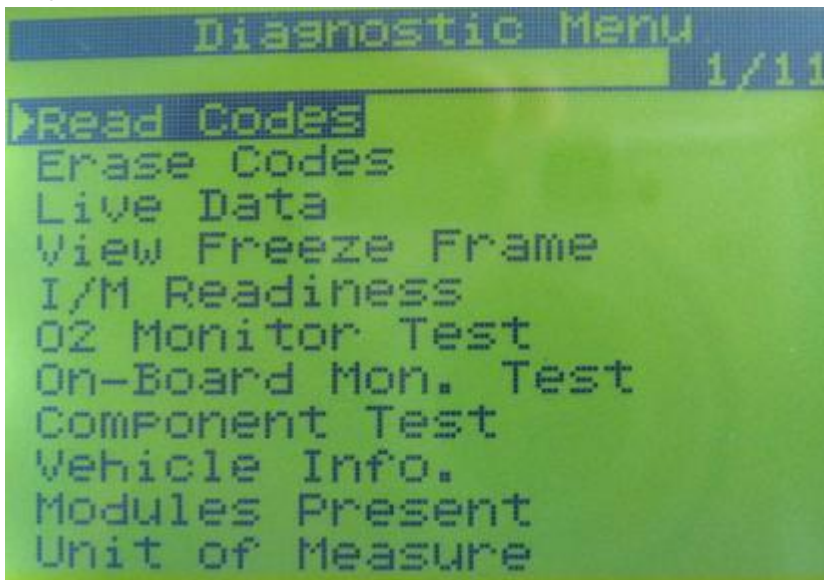


一、Main Menu:

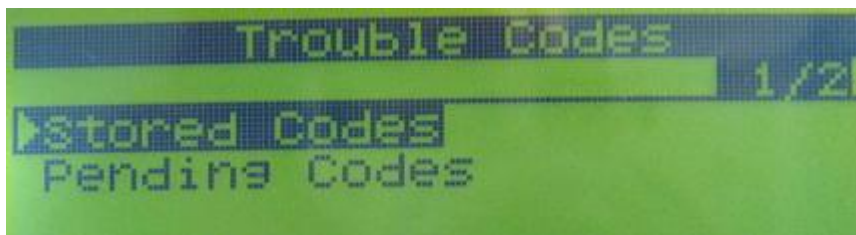


二、Diagnostics 进入功能菜单:



三、Diagnostics 中各个功能的说明:

1.Read codes 进入可读:

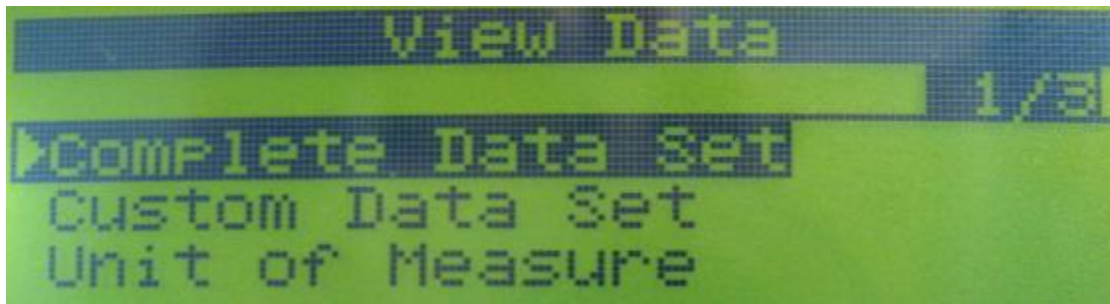


2.Erase codes: 进入可直接清除故障码

3.Live Data 进入菜单有:



(1) View Data 可查看:



(2) Record Data 可查看:



(3) Playback Data



4.view Freeze Frame: 进入直接读出冻帧结数据

5.I/M Readiness: 显示 I/M 状态

6.02 Monitor Test

7.0n-board Mon.Test

8.Component Test

9.Vehicle Info

10. Modules Present

11.Unit of Measure

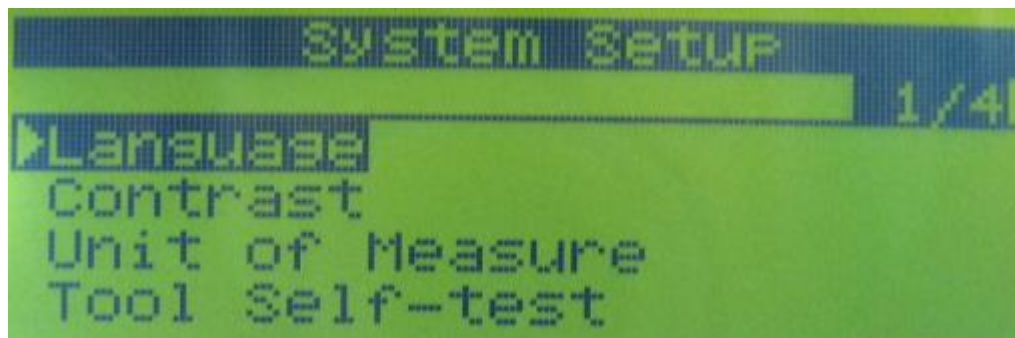
四、DTC LOOKUP 提供了 P0001,U0001,B0001,C0001 故障码查询:



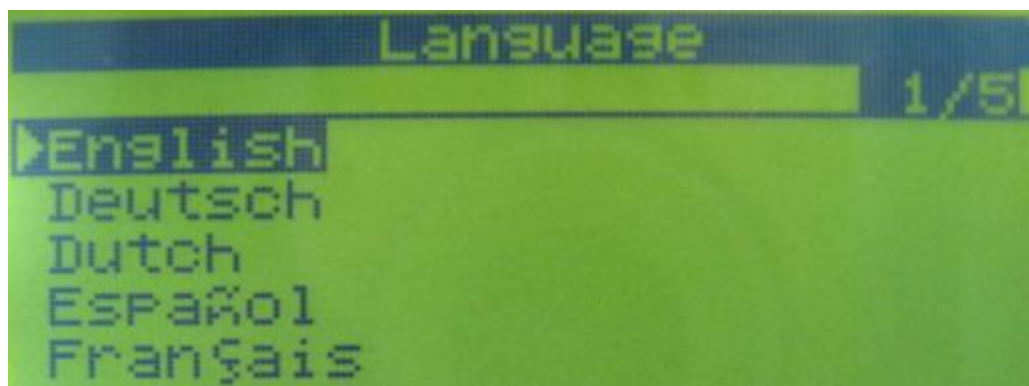
五、Review Data: 可查看最近一次测试的数据

六、Print Data: 可将数据传到电脑上进行打印

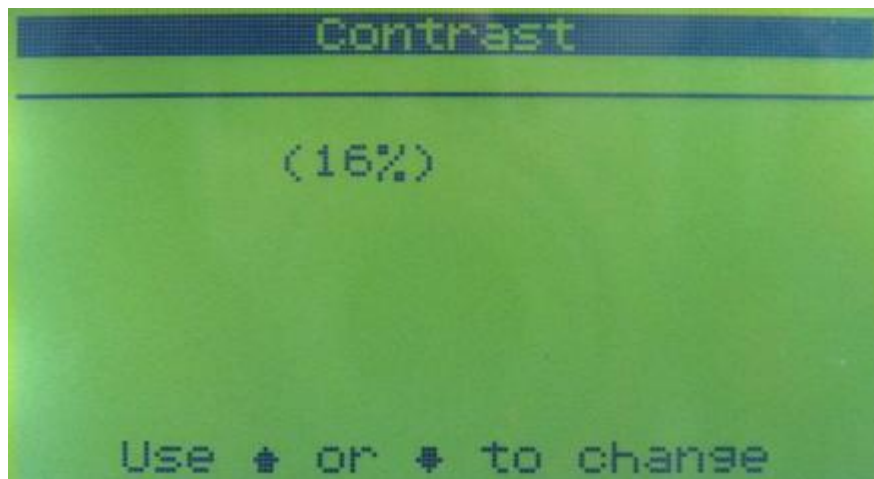
七、System Setup 可设置:



(1) Language 有五种语言可以转换:



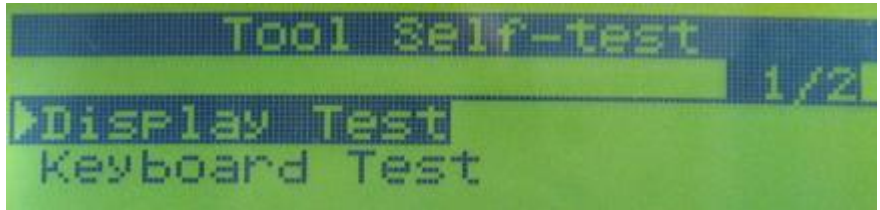
(2) Conyrast 可调节液晶屏背光的亮度:



(3) Unit of Measure:



(4) Tool Self-test:



八、Tool Information:



九、与 AD-200 相比: Diagnostics 功能选项增加了 Component Test、Modules Present、Unit of Measure; 另外还增加了 DTC lookup, Review Data, Print Data, System Setup, Tool Information。

Comparison with the AD-200 : Diagnostics add next following function : Component Test. Modules Present. Unit of Measure., In addition , add the DTC Lookup, Review Data , Print Data , System Setup, Tool Information .